

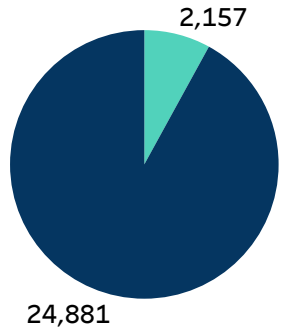
Winchester Police Department

2022 Arrest & Use of Force Review



OFFICE OF CHIEF AMANDA BEHAN

Arrest to Call for Service Ratio

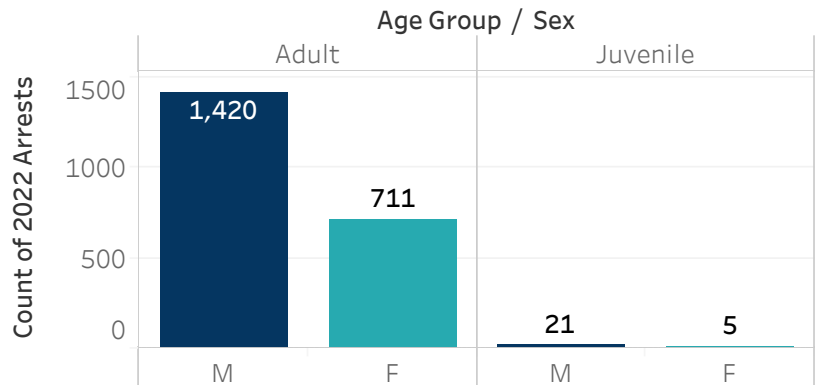


The WPD responded to 24,881 calls for service in 2022. Of those calls, only 8.67% resulted in an arrest of an individual and .11% resulted in a use of force.

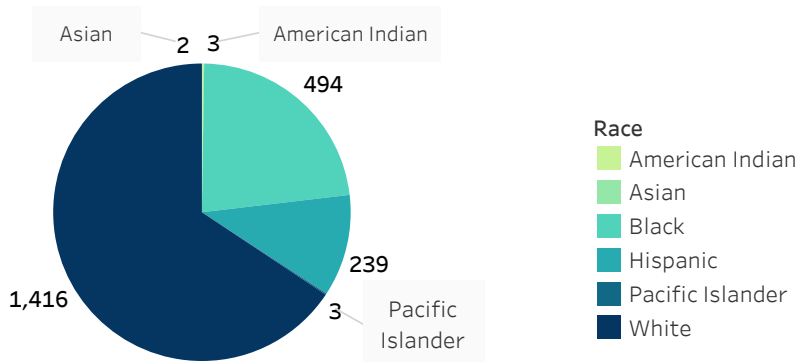
Calls and Arrests
■ ARRESTS
■ Total Calls for Service

The WPD arrest data includes individuals taken into custody, as well as those charged and released on a summons.

Arrests by Age



Arrests by Race



Race
■ American Indian
■ Asian
■ Black
■ Hispanic
■ Pacific Islander
■ White

Daily arrest information is posted to our website under daily arrest logs and call briefing reports.

<https://www.winchesterpolice.org/reports/daily-arrest-logs>

2022 Arrest & Use of Force Review

Use of Force Overview

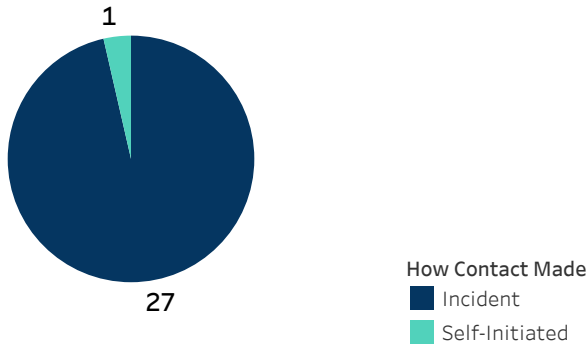
Use of Force Reports	2019	2020	2021	2022
Use of Force Reports	24	28	27	28
Total Arrests	2,283	1,682	1,833	2,157
Administrative Review: Justified Use of Force	22	28	27	28
Administrative Review: Not Justified Use of Force	2	0	0	0
Injury to Arrestee	9	8	6	12
Injury to Arrestee Requiring Medical Treatment	2	4	2	6
Injury to Police Officer	3	3	6	3
Injury to Police Officer Requiring Medical Treatment	3	1	2	0

Type of Force Used

Type of Force Used	2019	2020	2021	2022
Take Down	13	22	18	20
Defensive Hand Hold	3	12	5	2
Electronic Control Device	3	2	0	2
Firearm	1	1	0	0
Chemical Weapon	0	0	1	0
Baton	1	0	0	0
Police K-9	1	0	1	0
Personal Weapons (Strikes, Knees, etc.)	4	3	1	1
40 mm Launcher	0	0	0	0
Pepperball	0	0	1	0

2022 Arrest & Use of Force Review

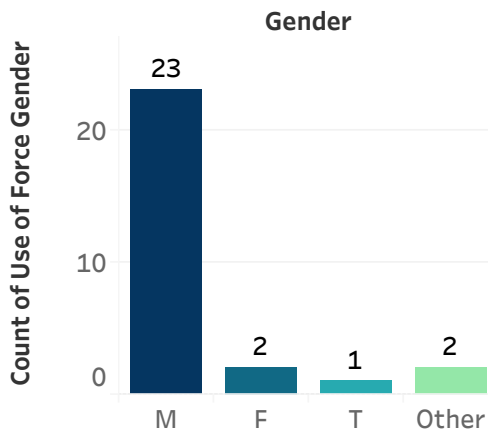
Initial Contact



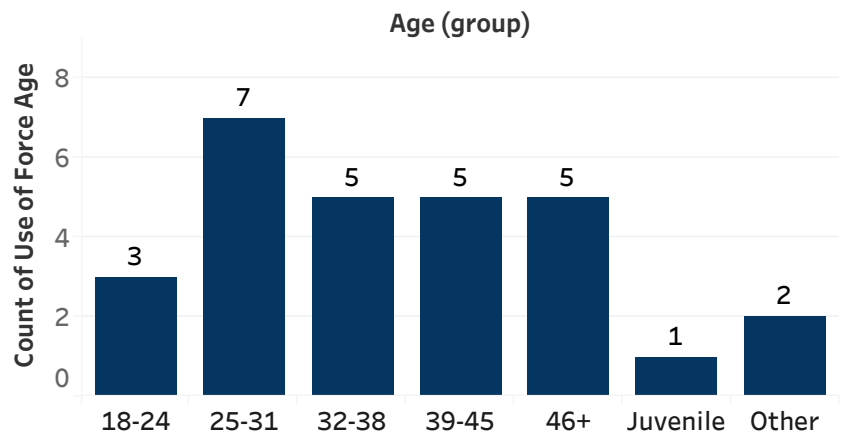
After force is used, a thorough review process begins immediately after the incident. The process is finalized in the Chief's Office.

In 2022, 27 use of force incidents were a result of an initial call for service and 1 was self-initiated.

Use of Force: Sex of Offender



Use of Force: Age of Offender

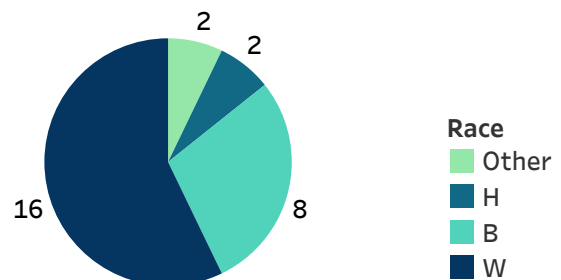


Out of the use of force incidents, 23 involved were males, 2 were female, 1 was transgender, and 2 were other.

16 offenders were White, 8 were Black, 2 were Hispanic, and 2 were Other.

1.3% of arrests resulted in the use of force.

Use of Force: Race of Offender



WPD statistics can be found at <https://www.winchesterpolice.org/reports>

WPD policies can be found at <https://www.winchesterpolice.org/about/general-orders>

Created by: Crime Analyst Tara Taylor