



Winchester Police Department

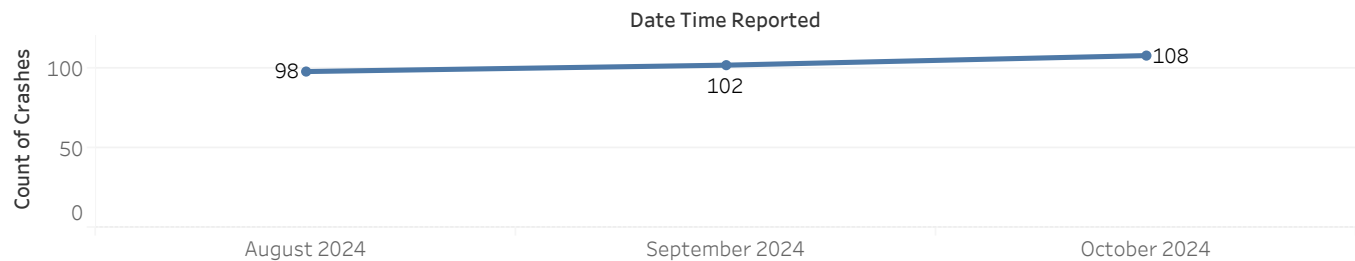
October 2024 Traffic & Crash Analysis

October 1 - October 31, 2024

OFFICE OF CHIEF JOSH BERRY

Crash Trend

August to October



The trend of count of Crashes for Date Time Reported (MY). The view is filtered on Date Time Reported (MY), which has multiple members selected.

From August 1st to October 31st, WPD responded to an average of 102 accidents per month. This is a 3% increase from July to September's average.

WPD officers conducted 44 fewer traffic stops in October compared to the month of September, but 13 more stops when compared to August.

Traffic Enforcement Trend

August to October



The trend of count of Traffic for Date (MY). The view is filtered on Date (MY), which has multiple members selected.

WPD Statistics can be found at <https://www.winchesterpolice.org/reports>

Crime maps are available at <https://www.winchesterpolice.org/reports/crime-map>

Created by: Crime Analyst Tara Taylor

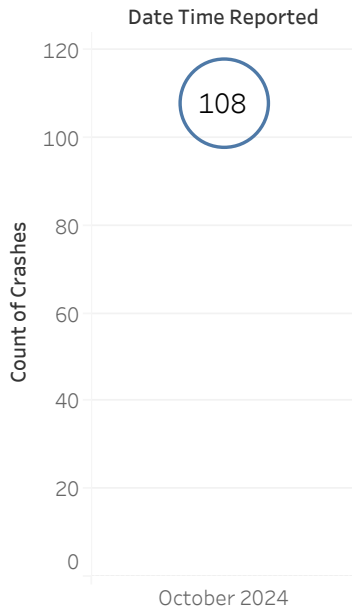
Previous reports may reflect different numbers due to delayed reporting or reclassification of crimes



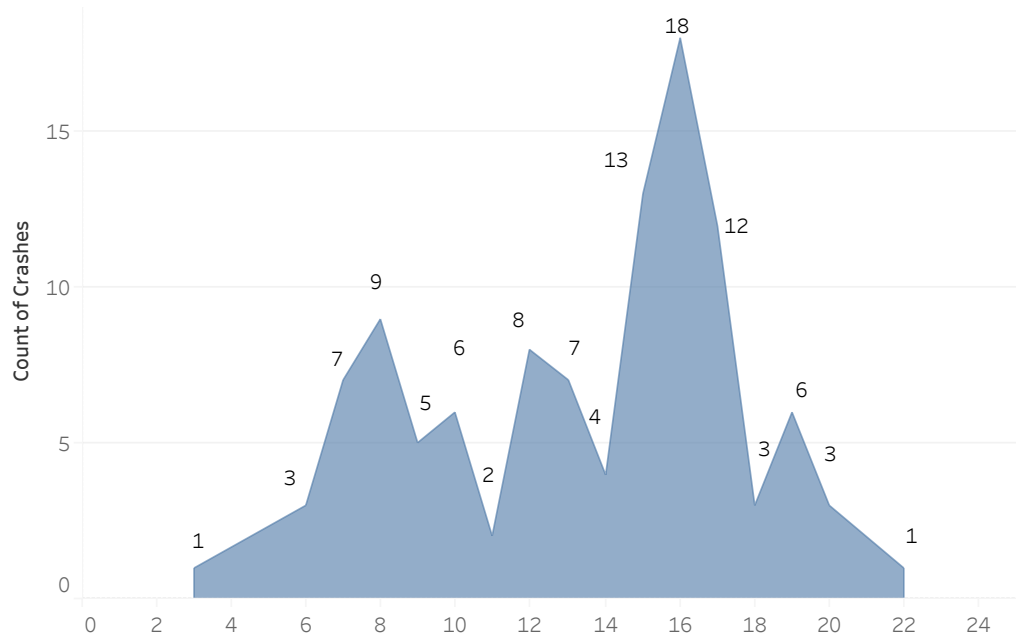
Winchester Police Department October Vehicle Crash Analysis

OFFICE OF CHIEF JOSH BERRY

Crash Count



Crashes by Time

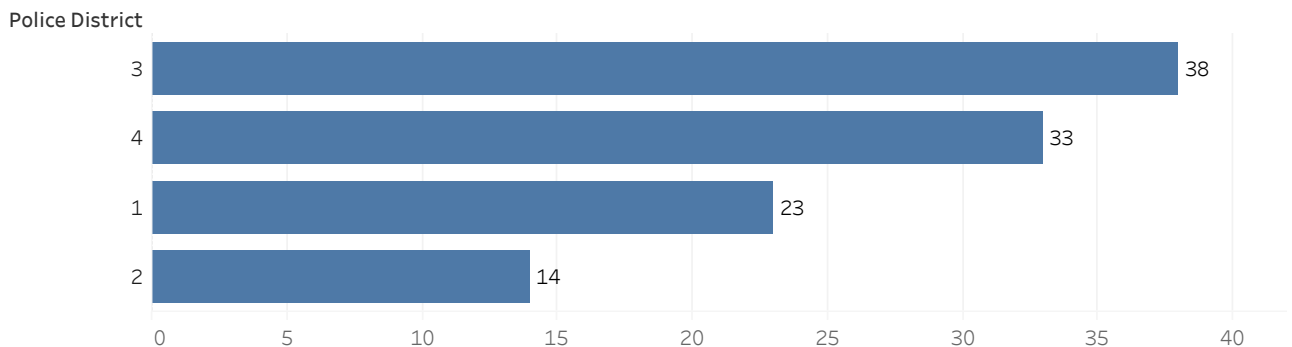


There were 108 total vehicle crashes in the month of October, which is 6 more than last month and 10 more than August. There were 52 Accident Reports completed. 56 accidents were non-reportable.

The highest crash hour in October was 4pm.

Sector 3 had the highest number of crashes at 38 for the month, followed by Sector 4, then 1, and 2.

Crashes by Sector



Winchester Police Department


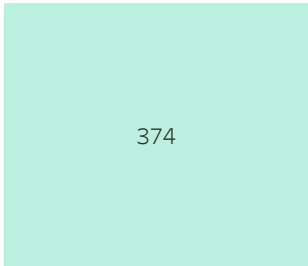
October Traffic Enforcement Analysis

OFFICE OF CHIEF JOSH BERRY

Traffic Stop Count

Total DUIs

Traffic Enforcement Outcomes



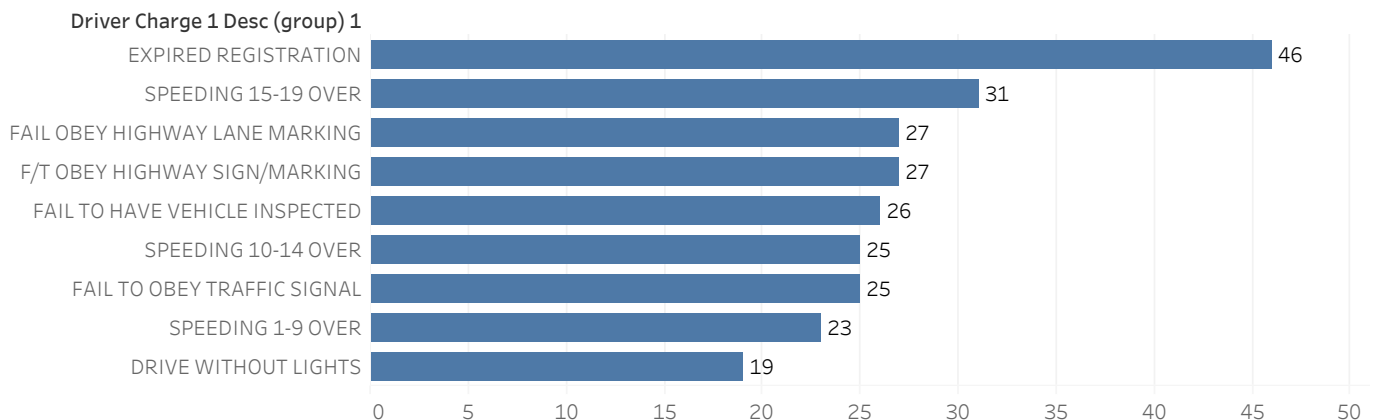
Stop Result Desc	Count
CITATION/SUMMONS ISSUED	188
WARNING ISSUED	156
NO ENFORCEMENT TAKEN	18
ARREST	12

In the month of October, there were 374 total traffic stops, resulting in 188 Citations, 156 Warnings, 18 with No Enforcement, and 12 Arrests. There were also 17 DUI Arrests made.

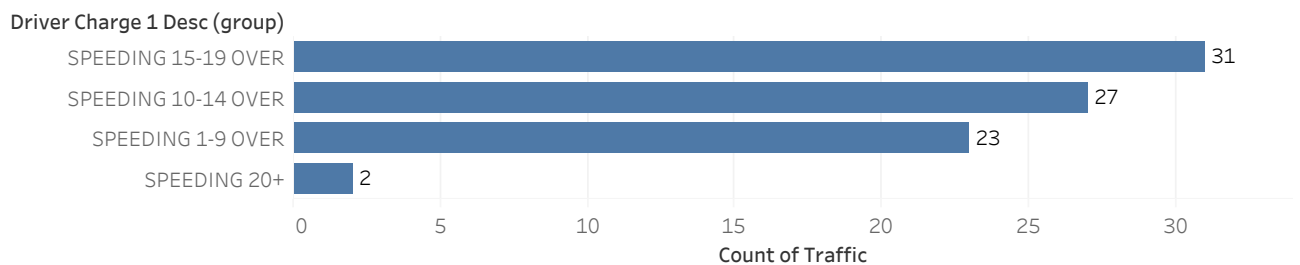
Note: DUI Arrests are not always a result of a Traffic Stop and are sometimes a result of a Traffic Crash.

The top reasons for Traffic Stops were Expired Registration, Speeding 15-19 over, Failure to Obey Lane Marking and Sign Marking, and Failure to Have Vehicle Inspected.

Top Reasons for Traffic Stops

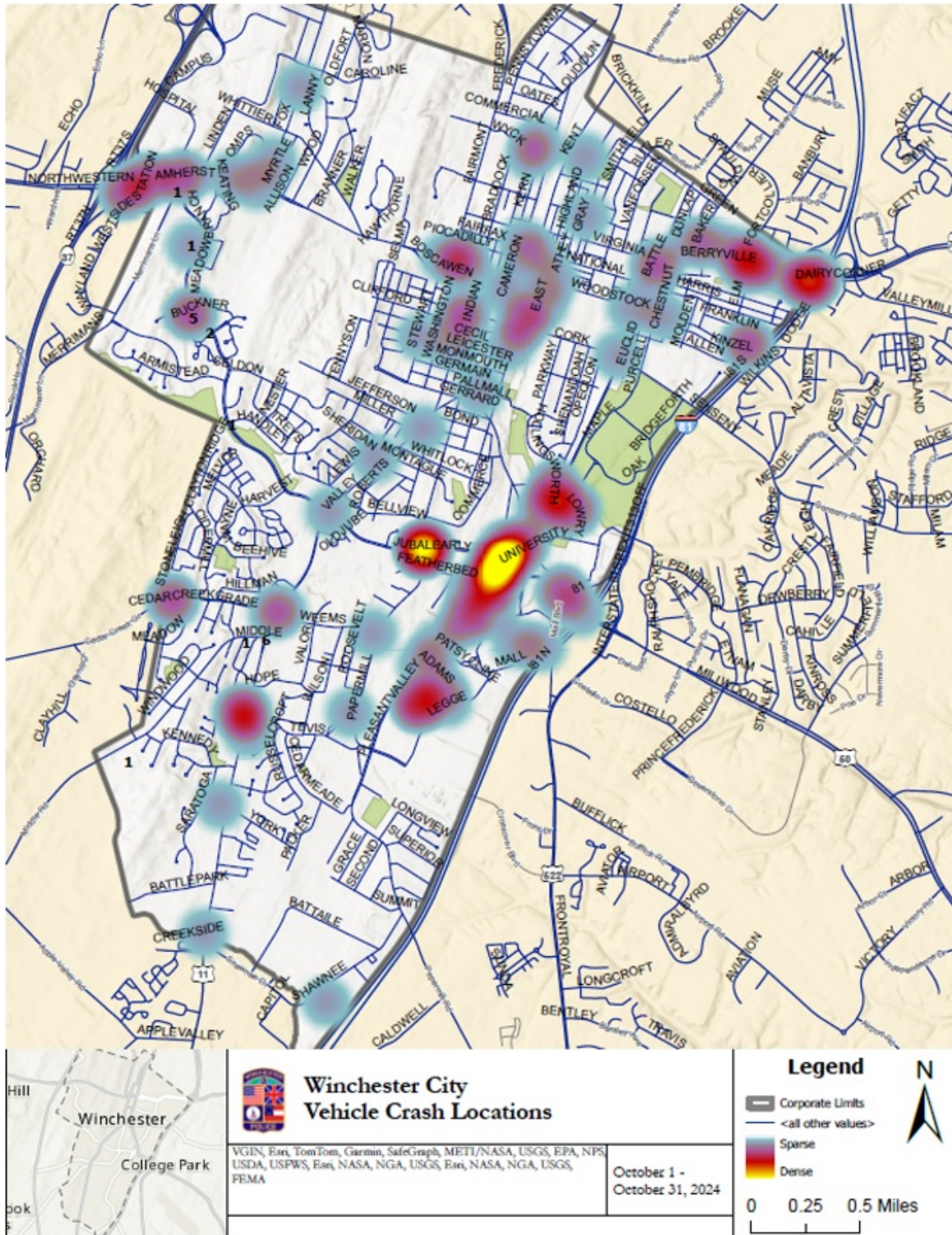


Speeding



Winchester Police Department October Vehicle Crash Heat Map

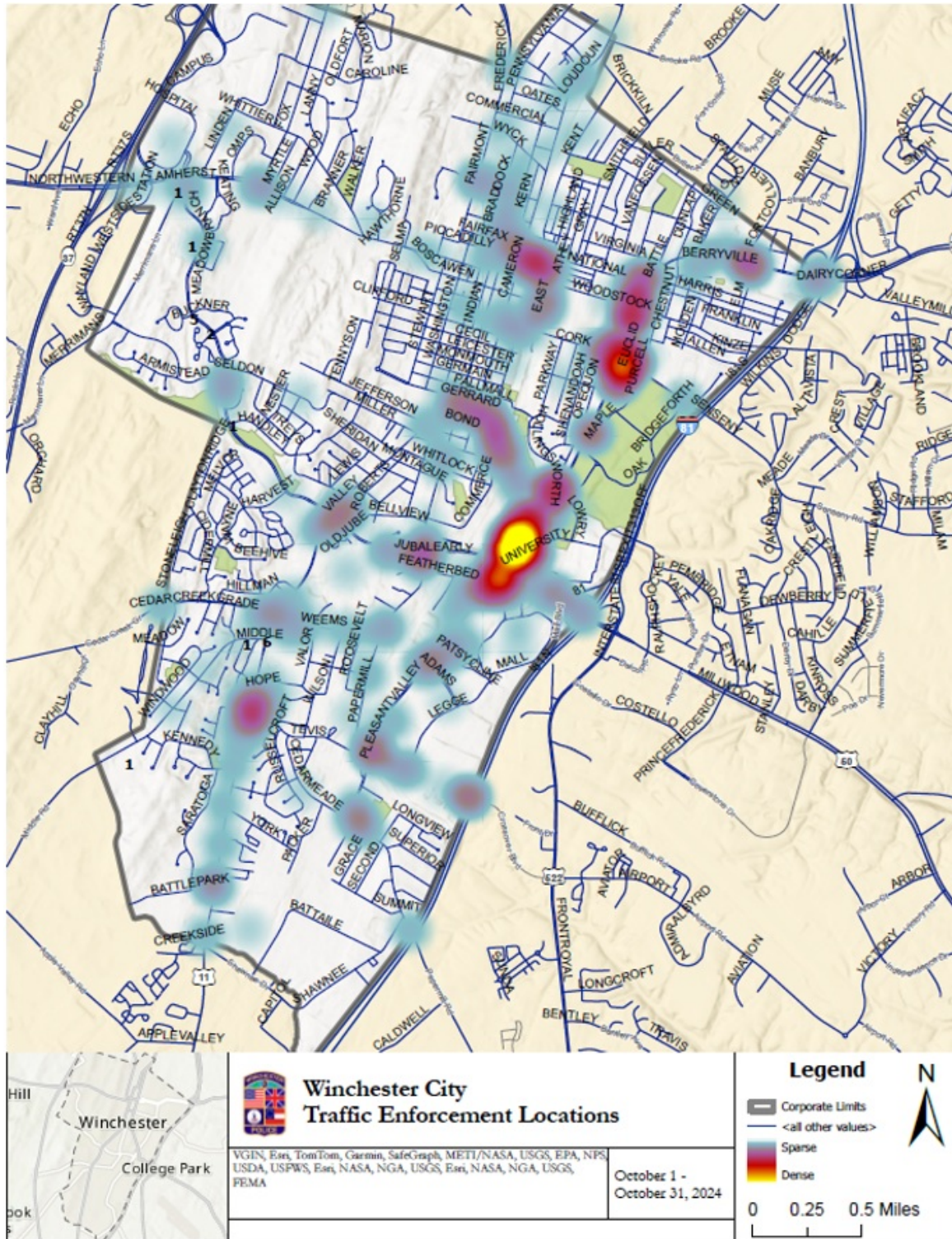
OFFICE OF CHIEF JOSH BERRY



Created by: Crime Analyst Tara Taylor

Winchester Police Department October Traffic Enforcement Heat Map

OFFICE OF CHIEF JOSH BERRY



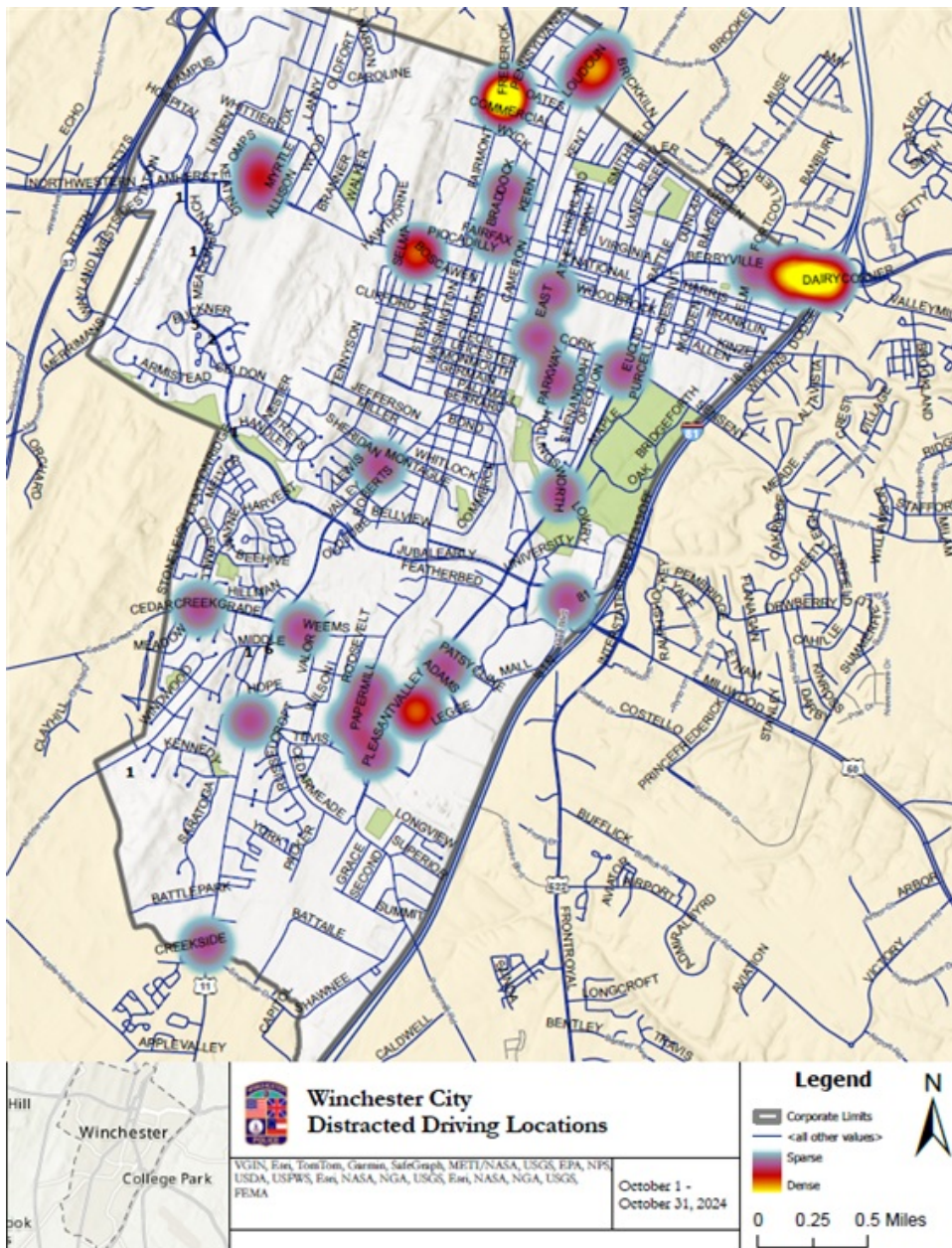
Created by: Crime Analyst Tara Taylor

Winchester Police Department October Distracted Driving Heat Map

OFFICE OF CHIEF JOSH BERRY

Distracted Driving by Code

Charge Section Code	Local Charge Section Code	Citation Type ..	
DISTRACTED DRIVING	14-35	CITATION	6
		WARNING	1
HOLD PHONE WHILE OPR VEH 1ST	46.2-818.2	CITATION	25
		WARNING	5
Grand Total			37



In October, there were 31 Citations and 6 Warnings written for distracted driving, making a total of 37.

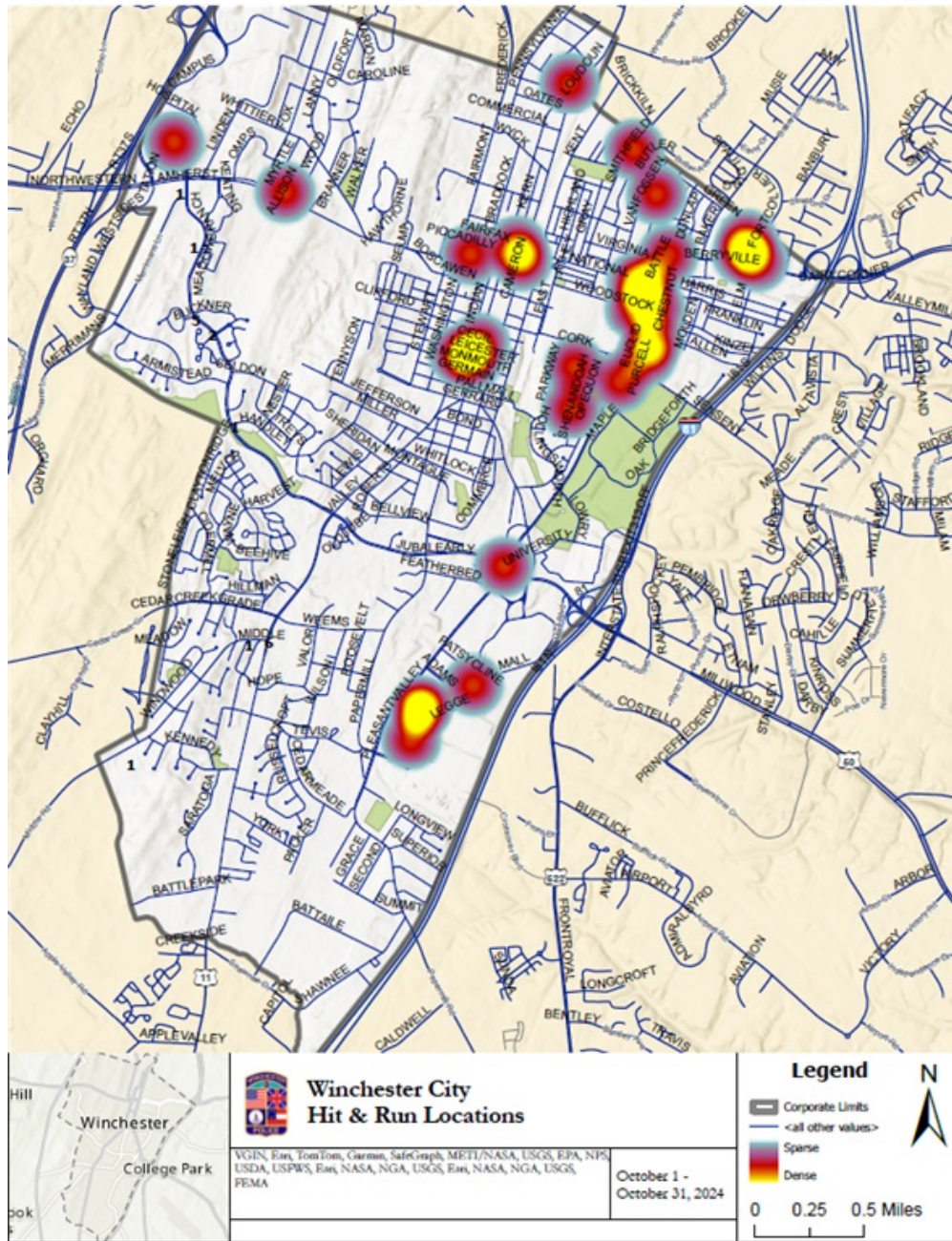
30 were under the State Charge Section Code 46.2-818.2 and 7 were under the Local Charge Section Code 14-35.

Winchester Police Department

October Hit & Run

Statistics and Heat Map

OFFICE OF CHIEF JOSH BERRY



Hit & Run Totals & Dispositions

Status	Date Reported
	October 2024
AA (Adult Arrest)	3
AC (Active)	10
IN (Inactive)	16
Grand Total	29

There were a total of 29 Hit & Runs in the month of October, which is 7 more than last month and 13 more than August. 3 resulted in an arrest, 16 are inactive, and 10 of them remain active.

Created by: Crime Analyst Tara Taylor