



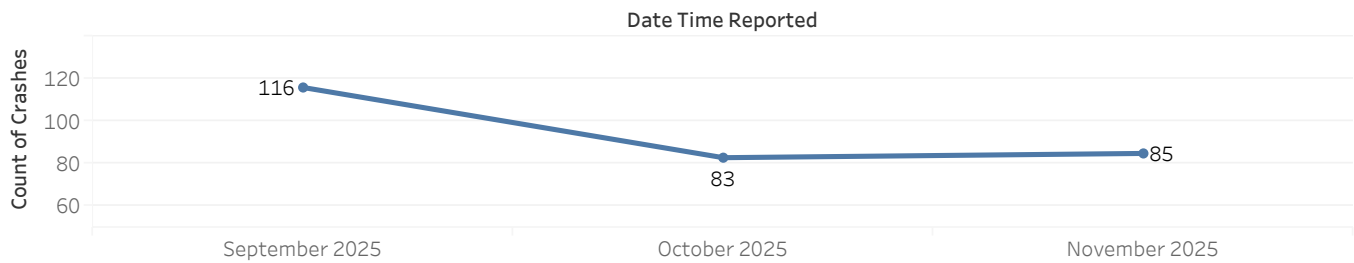
Winchester Police Department November 2025 Traffic & Crash Analysis

November 1 - November 30, 2025

OFFICE OF CHIEF RONNIE E. LEWIS

Crash Trend

September to November



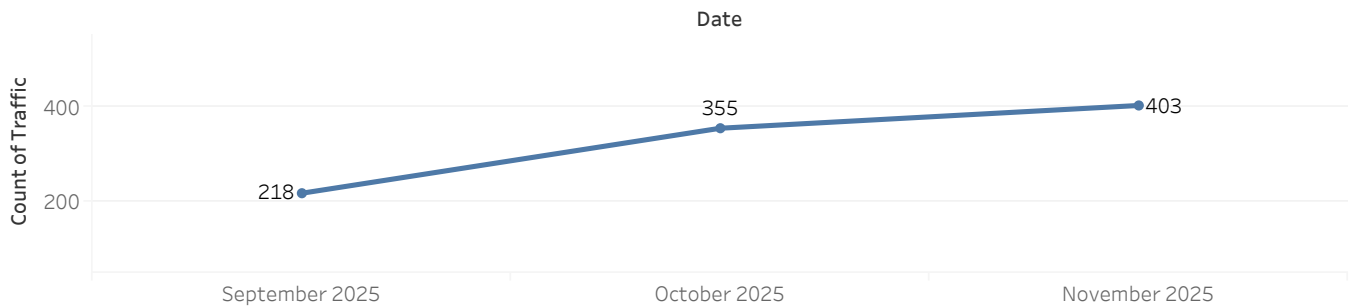
The trend of count of Crashes for Date Time Reported (MY). The view is filtered on Date Time Reported (MY), which keeps September 2025, October 2025 and November 2025.

From September 1st to November 30th, WPD responded to an average of 95 accidents per month. This is a 6% decrease from August to October's average. We maintained the decrease we saw in traffic crashes last month, with a total of 85 in November.

WPD officers conducted 48 more traffic stops in November than in the month of October and 185 more than September.

Traffic Enforcement Trend

September to November



The trend of count of Traffic for Date (MY). The view is filtered on Date (MY), which keeps September 2025, October 2025 and November 2025.

WPD Statistics can be found at <https://www.winchesterpolice.org/reports>

Crime maps are available at <https://www.winchesterpolice.org/reports/crime-map>

Created by: Crime Analyst Tara Taylor

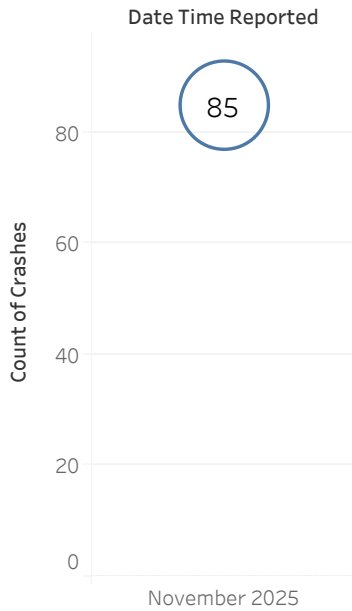
Previous reports may reflect different numbers due to delayed reporting or reclassification of crimes



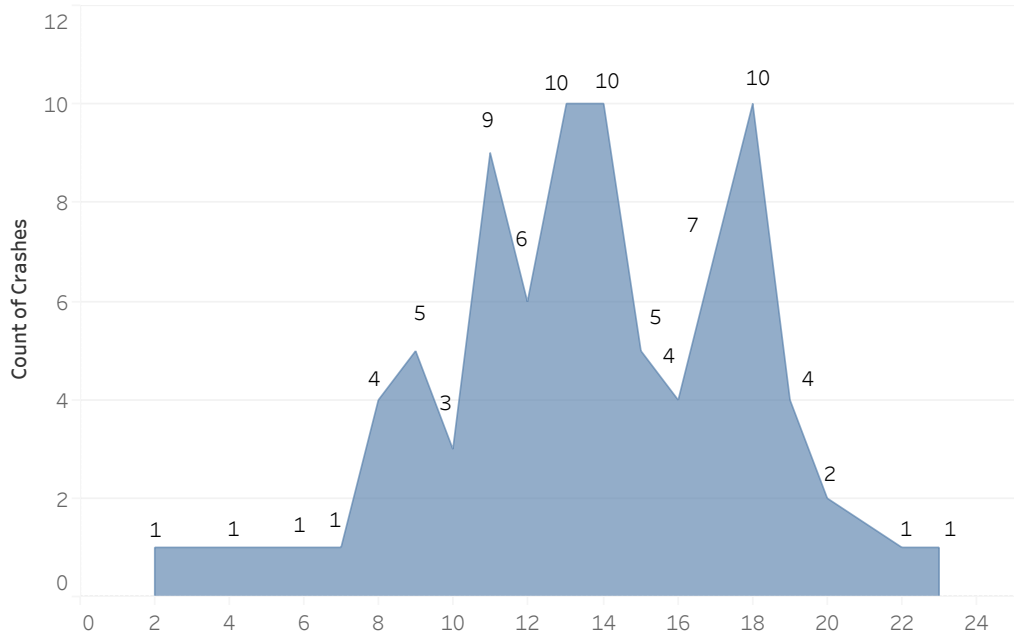
Winchester Police Department November Vehicle Crash Analysis

OFFICE OF CHIEF RONNIE E. LEWIS

Crash Count



Crashes by Time

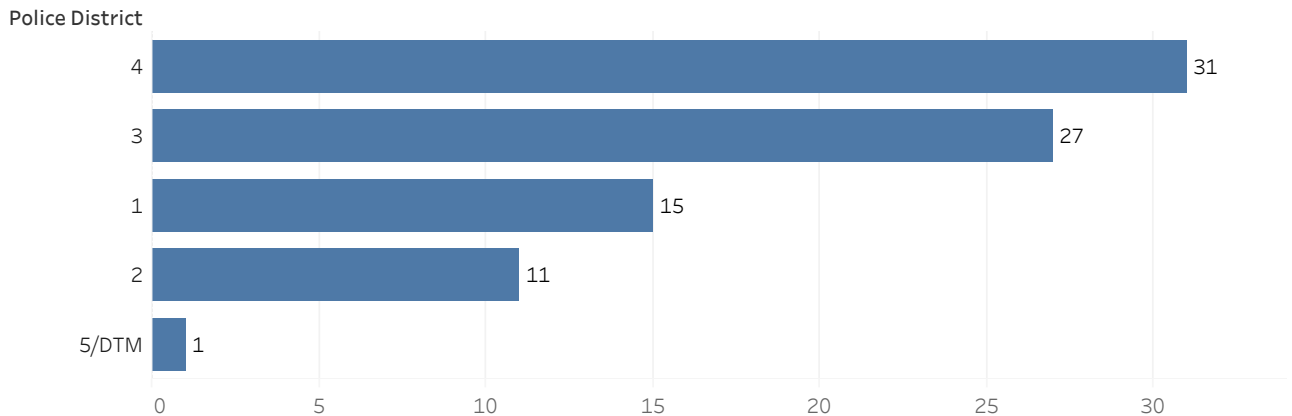


There were 85 total vehicle crashes in the month of November, which is only two more than last month's total of 83, but 31 less than September. 39 accident reports were completed in TREDS.

The highest crash hour in November was a three-way tie between 1 pm, 2 pm, and 6 pm.

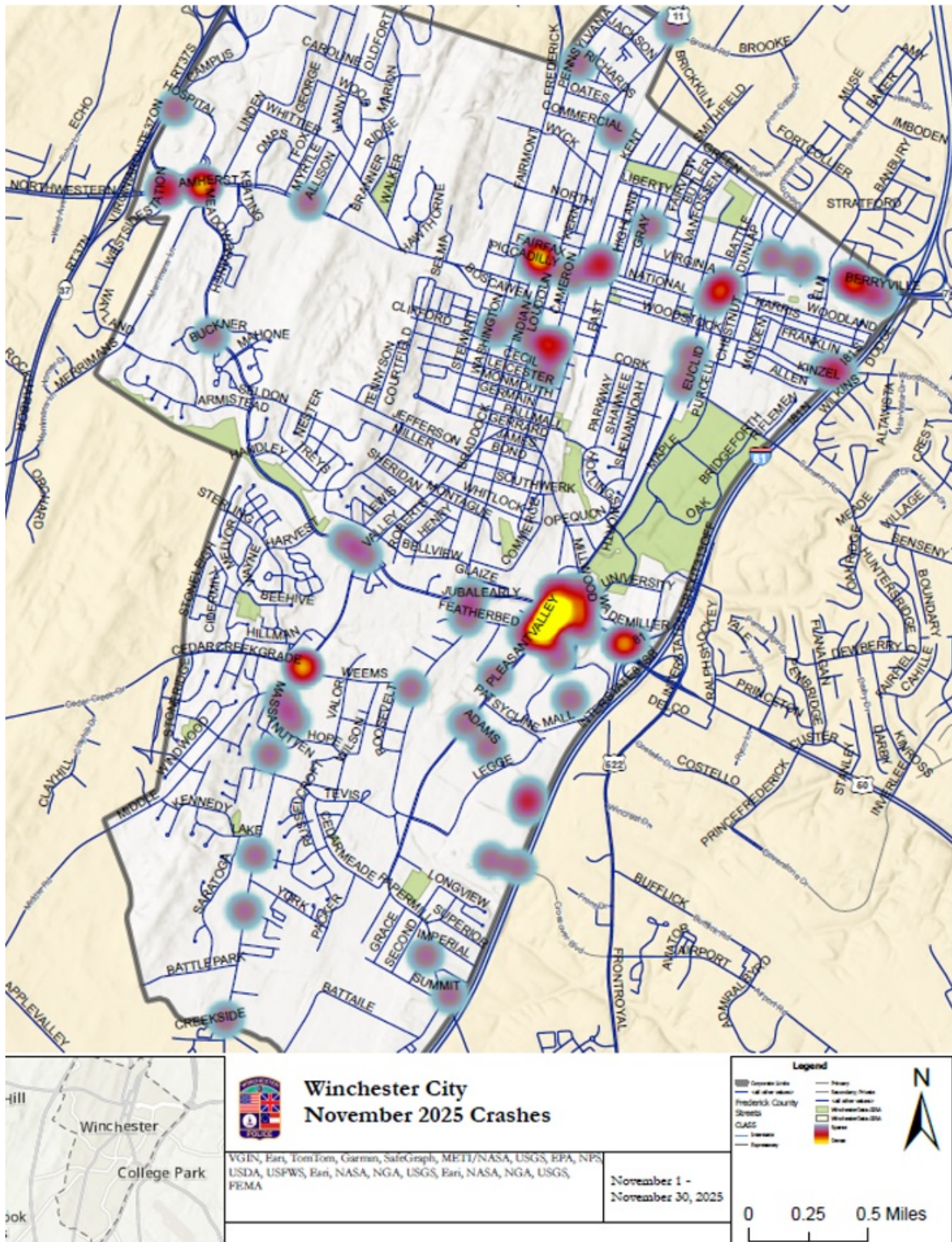
Sector 4 took back the lead for the sector with the highest number of crashes, with 31 for the month of November. The second highest was Sector 3, then 1, 2, and 5.

Crashes by Sector



Winchester Police Department November Vehicle Crash Heat Map

OFFICE OF CHIEF RONNIE E. LEWIS




Winchester Police Department November Traffic Enforcement Analysis

OFFICE OF CHIEF RONNIE E. LEWIS

Traffic Stop Count

Total DUIs

Traffic Enforcement Outcomes



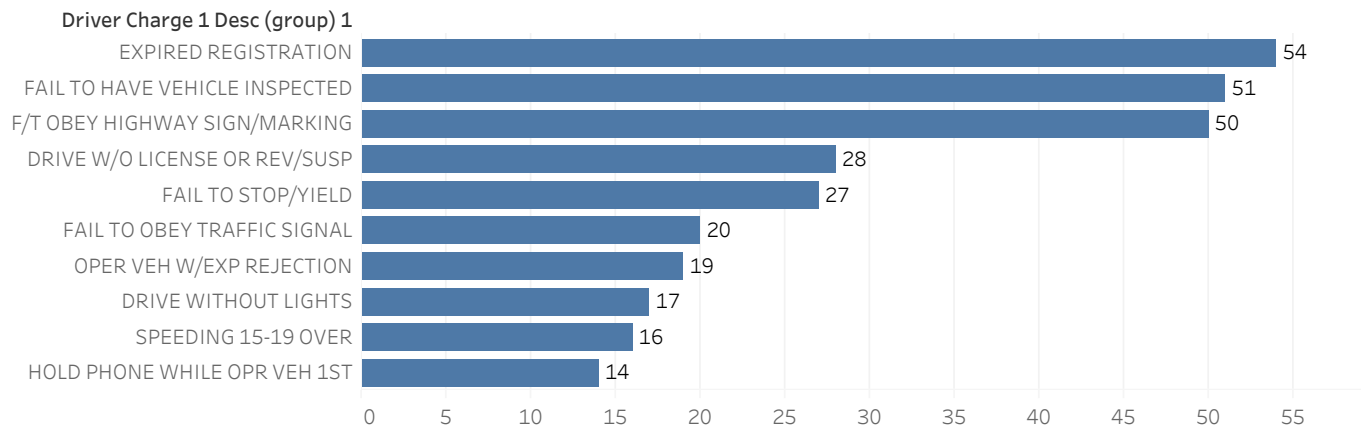
Stop Result Desc	Count
CITATION/SUMMONS ISSUED	218
WARNING ISSUED	125
NO ENFORCEMENT TAKEN	57
ARREST	3

In the month of November, there were 403 total traffic stops, resulting in 218 Citations, 125 Warnings, 57 with No Enforcement, and 3 Arrests. There were also 9 DUI Arrests made.

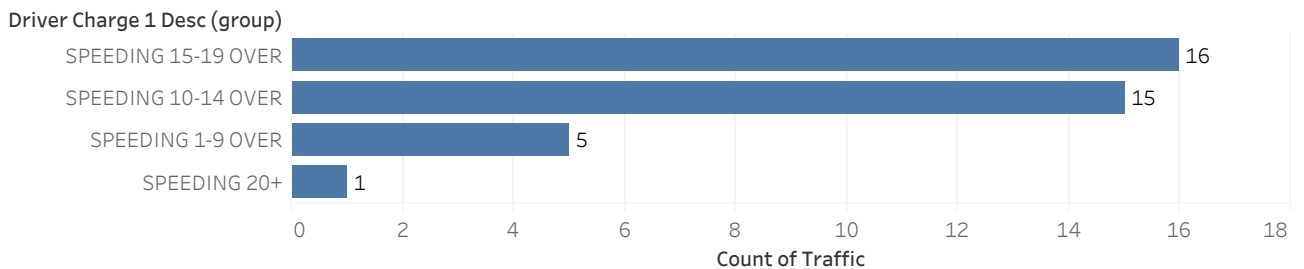
Note: DUI Arrests are not always a result of a Traffic Stop and are sometimes a result of a Traffic Crash.

The top reasons for Traffic Stops were Expired Registration, Failure to Have Vehicle Inspected, Failure to Obey Sign/Marking, Drive w/ out License, and Failure to Stop/Yield.

Top Reasons for Traffic Stops

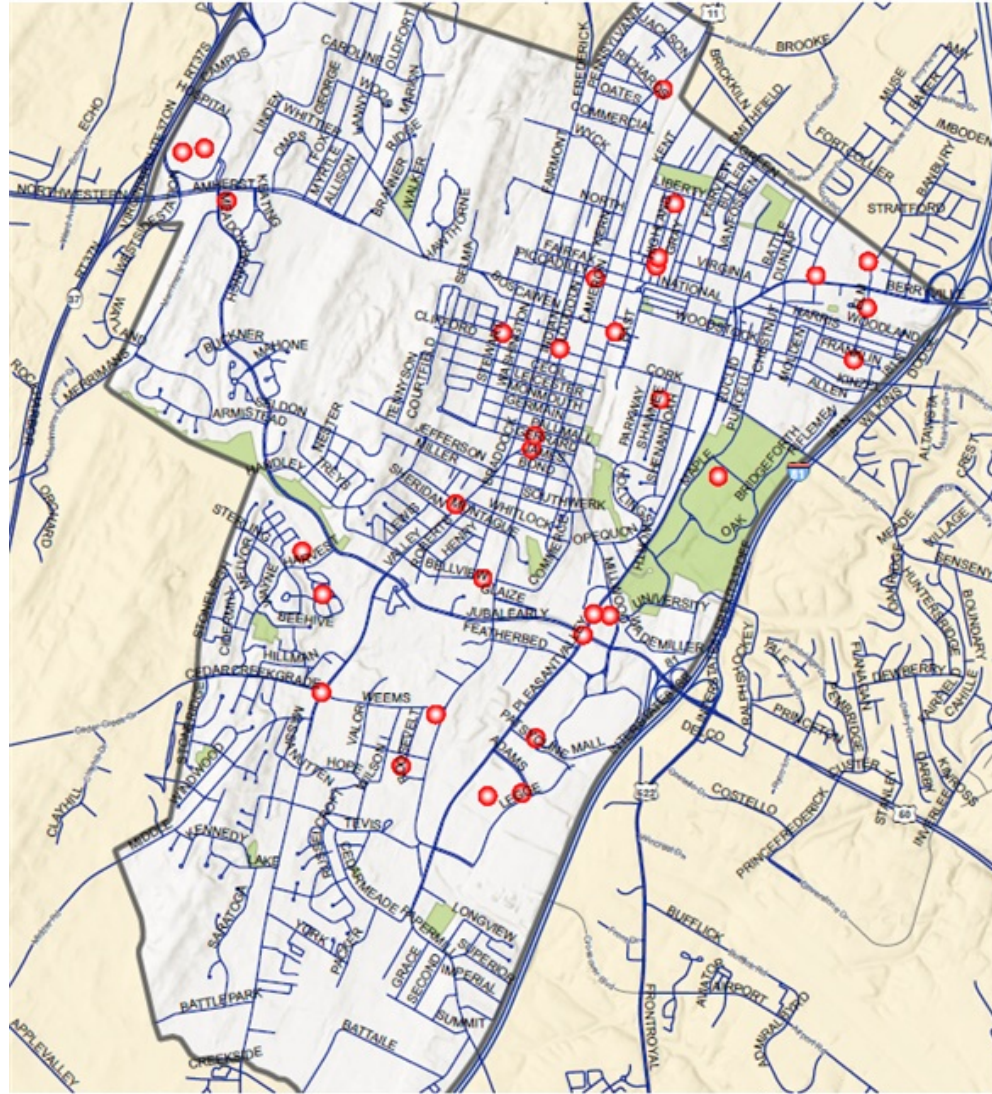


Speeding



Winchester Police Department November Hit & Run Statistics and Point Map

OFFICE OF CHIEF RONNIE E. LEWIS



Hit & Run Totals & Dispositions

Status	Date Reported	Count
AA (Adult Arrest)	November 2025	6
AC (Active)	November 2025	16
AX (Adult Exception)	November 2025	1
IN (Inactive)	November 2025	11
Grand Total		34

There were a total of 34 Hit & Runs in the month of November, which is 13 more than last month.

11 cases are inactive, 6 resulted in an arrest, 1 was adult exception, and 16 of them remain active.

Winchester City
November 2025 Hit & Runs

November 1 - November 30, 2025

Legend

- Shenandoah River
- All other rivers
- Shenandoah County
- Shenandoah County
- Streets
- CLASS
- Hit & Run

VGIN, Esri, TomTom, Garmin, SafeGraph, METI/NASA, USGS, EPA, NPS, USDA, USFWS, Esri, NASA, NGA, USGS, Esri, NASA, NGA, USGS, FEMA