



Winchester Police Department

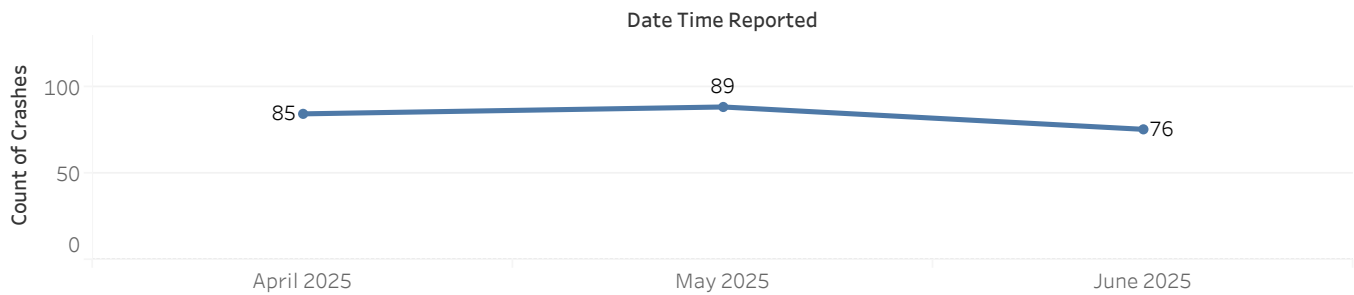
June 2025 Traffic & Crash Analysis

June 1 - June 30, 2025

OFFICE OF CHIEF RONNIE E. LEWIS

Crash Trend

April to June



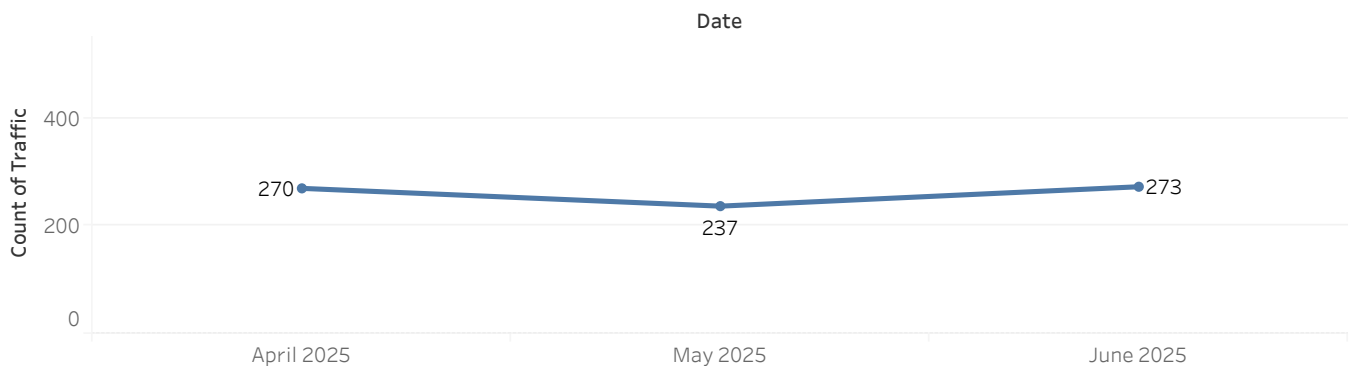
The trend of count of Crashes for Date Time Reported (MY). The view is filtered on Date Time Reported (MY), which keeps April 2025, May 2025 and June 2025.

From April 1st to June 30th, WPD responded to an average of 83 accidents per month. This is a 7.7% decrease from March to May's average.

WPD officers increased their number of traffic stops, conducting 36 more than the month of May.

Traffic Enforcement Trend

April to June



The trend of count of Traffic for Date (MY). The view is filtered on Date (MY), which keeps April 2025, May 2025 and June 2025.

WPD Statistics can be found at <https://www.winchesterpolice.org/reports>

Crime maps are available at <https://www.winchesterpolice.org/reports/crime-map>

Created by: Crime Analyst Tara Taylor

Previous reports may reflect different numbers due to delayed reporting or reclassification of crimes

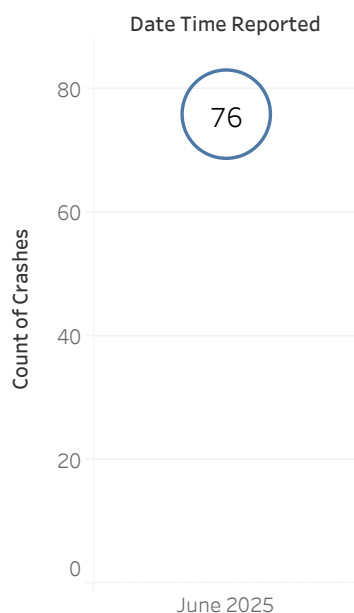


Winchester Police Department

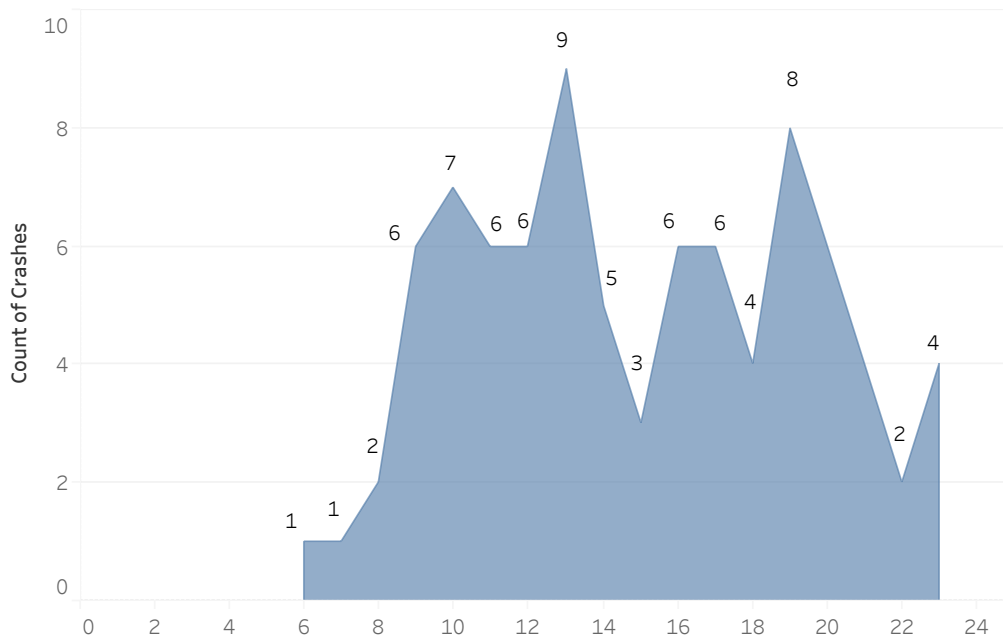
June Vehicle Crash Analysis

OFFICE OF CHIEF RONNIE E. LEWIS

Crash Count



Crashes by Time

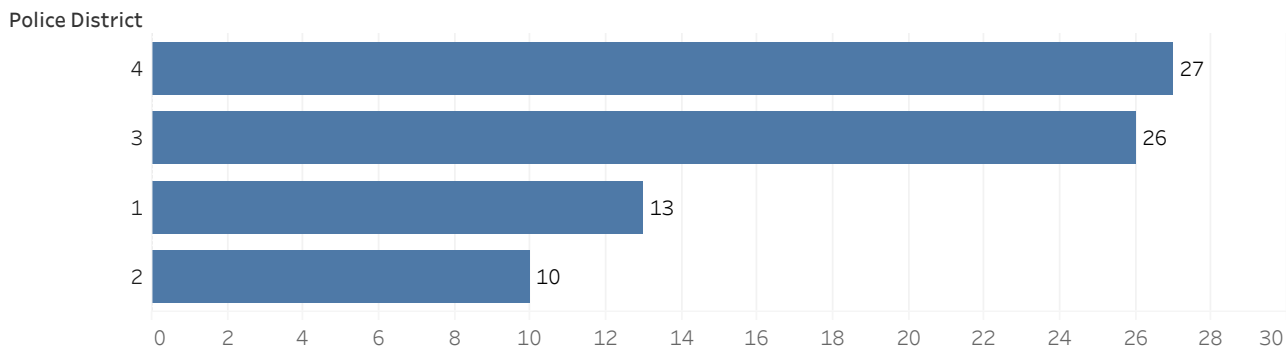


There were 76 total vehicle crashes in the month of June, which is 13 less than May. 32 accident reports were completed in TREDs, leaving 44 crashes non-reportable.

The highest crash hour in June was 1 pm.

Sector 4 returned to having the highest number of crashes in June, with 27 for the month. The second highest was Sector 3, then 1, and 2.

Crashes by Sector

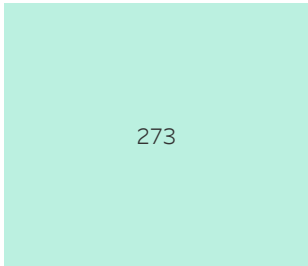


Winchester Police Department


June Traffic Enforcement Analysis

OFFICE OF CHIEF RONNIE E. LEWIS

Traffic Stop Count



Total DUIs



Traffic Enforcement Outcomes

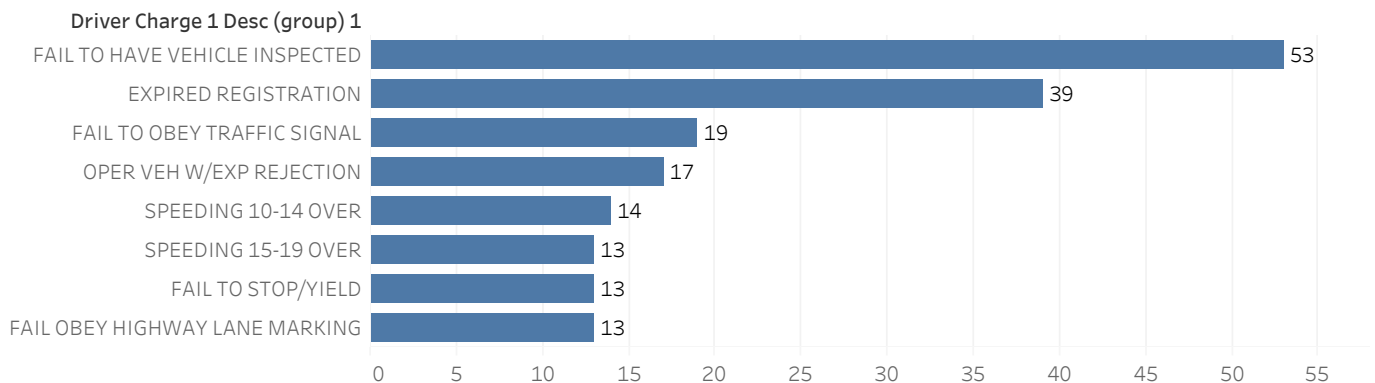
Stop Result Desc	
CITATION/SUMMONS ISSUED	137
WARNING ISSUED	108
NO ENFORCEMENT TAKEN	27
ARREST	1

In the month of June, there were 273 total traffic stops, resulting in 137 Citations, 108 Warnings, 27 with No Enforcement, and 1 Arrest. There were also 2 DUI Arrests made.

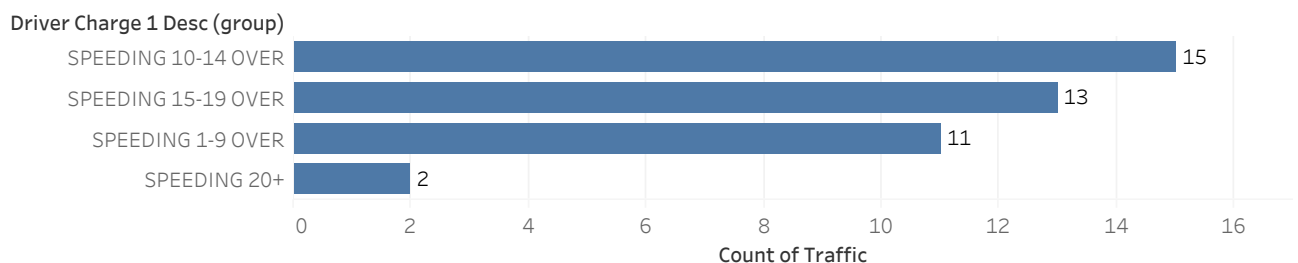
Note: DUI Arrests are not always a result of a Traffic Stop and are sometimes a result of a Traffic Crash.

The top reasons for Traffic Stops were Failure to Have Vehicle Inspected, Expired Registration, Failure to Obey Traffic Signals, Operating Vehicle w/ Exp Rejection, Speeding 10-14 and 15-19 Over, Failure to Stop/Yield, and Failure to Obey Lane Markings.

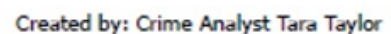
Top Reasons for Traffic Stops



Speeding

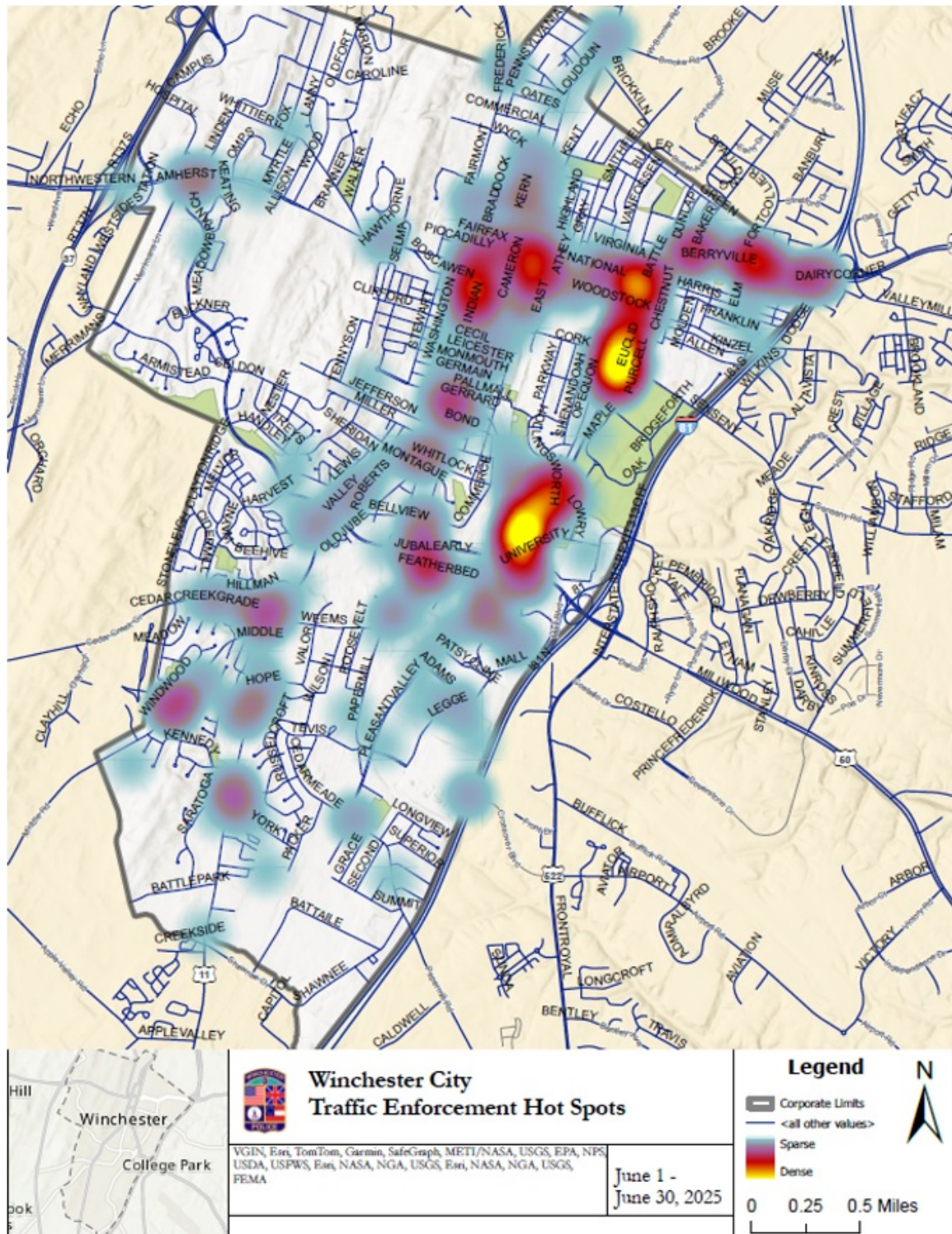


OFFICE OF CHIEF RONNIE E. LEWIS



Winchester Police Department June Traffic Enforcement Heat Map

OFFICE OF CHIEF RONNIE E. LEWIS



Created by: Crime Analyst Tara Taylor

Winchester Police Department June Distracted Driving Point Map

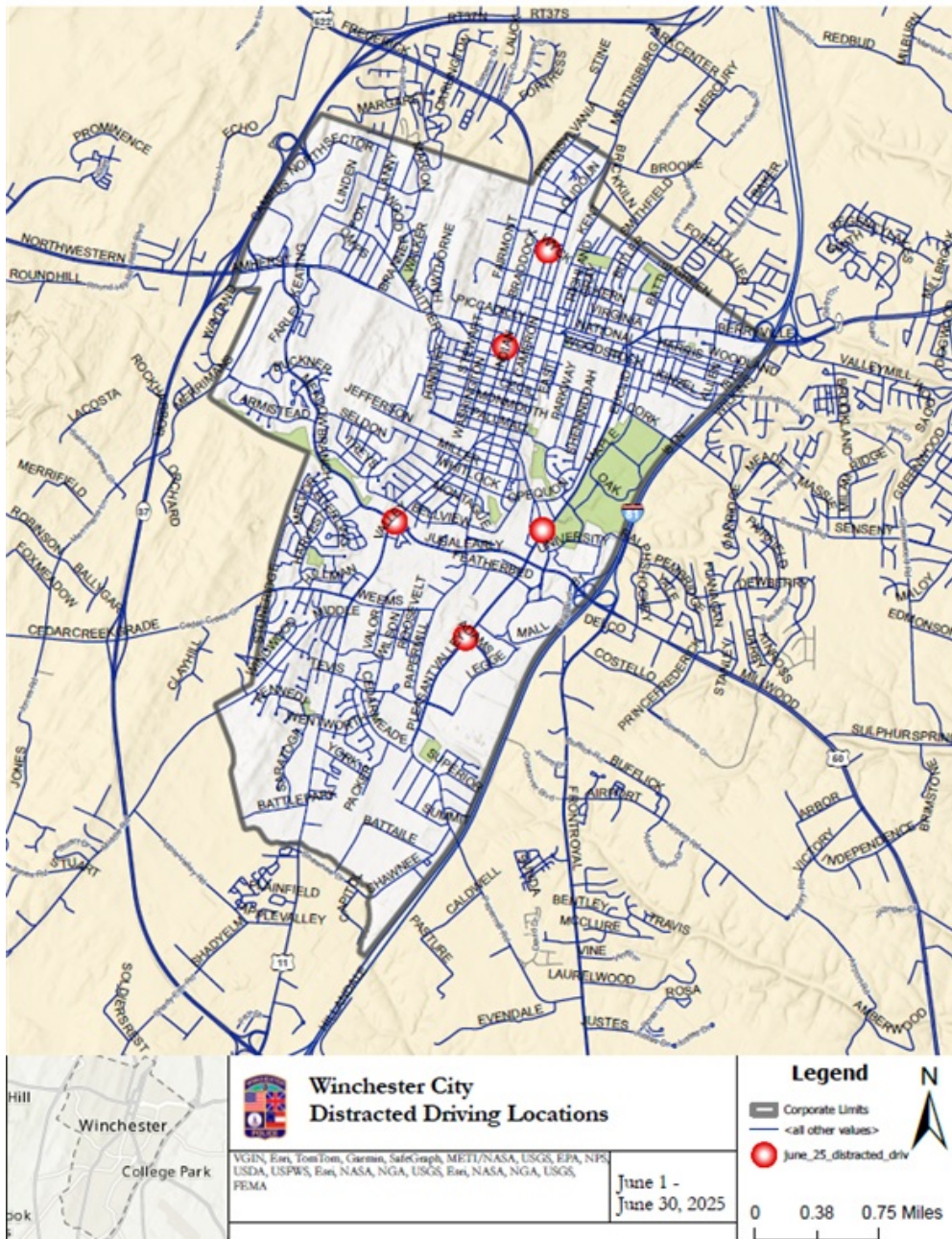
OFFICE OF CHIEF RONNIE E. LEWIS

Distracted Driving by Code

Charge Section Code	Citation Type Desc	
14-35	CITATION	2
	WARNING	1
46.2-818.2	CITATION	1
	WARNING	1
Grand Total		5

In June, there were 3 Citations and 2 Warnings written for distracted driving, making a total of 5.

2 were under the State Charge Section Code 46.2-818.2 and 3 were under the Local Charge Section Code 14-35.

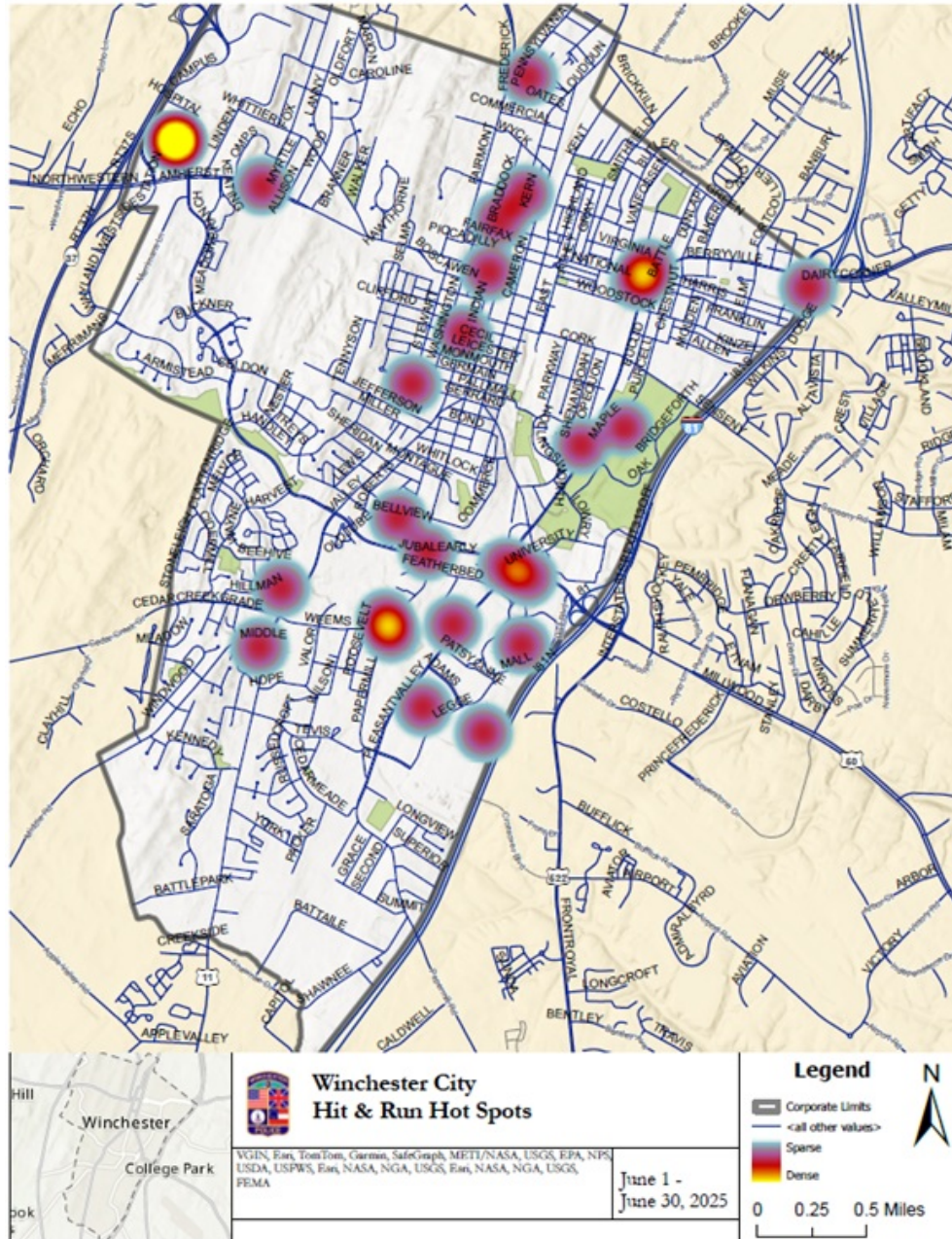


Winchester Police Department

June Hit & Run

Statistics and Heat Map

OFFICE OF CHIEF RONNIE E. LEWIS



Hit & Run Totals & Dispositions

Status	Date Reported
	June 2025
AA (Adult Arrest)	1
AC (Active)	13
IN (Inactive)	13
Grand Total	27

There were a total of 27 Hit & Runs in the month of June, which is 4 less than last month. 13 are inactive, 1 resulted in an arrest, and 13 of them remain active.

Created by: Crime Analyst Tara Taylor