



Winchester Police Department

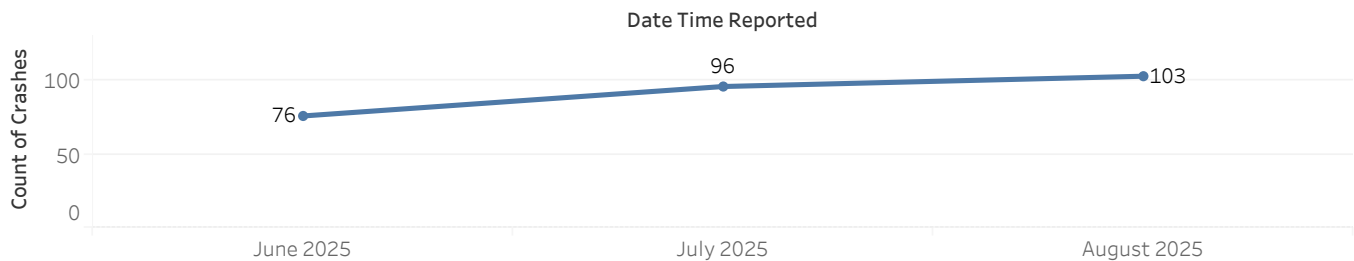
August 2025 Traffic & Crash Analysis

August 1 - August 31, 2025

OFFICE OF CHIEF RONNIE E. LEWIS

Crash Trend

June to August



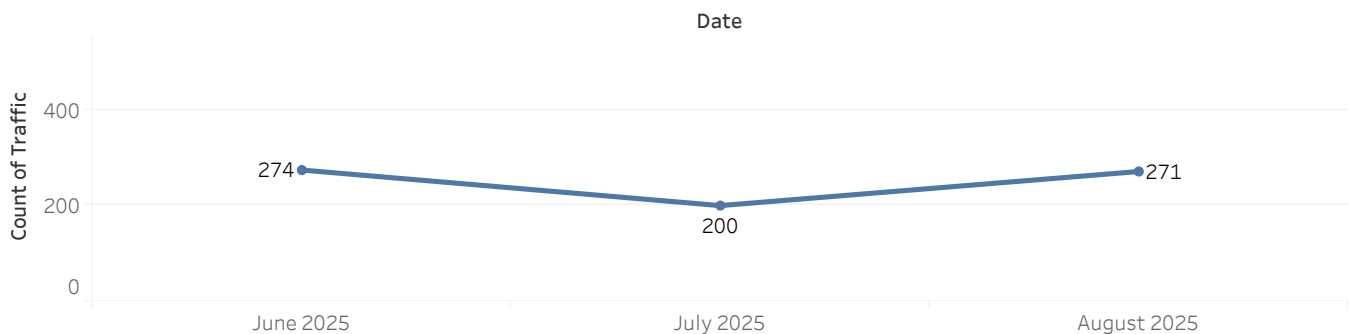
The trend of count of Crashes for Date Time Reported (MY). The view is filtered on Date Time Reported (MY), which has multiple members selected.

From June 1st to August 31st, WPD responded to an average of 92 accidents per month. This is a 5.7% increase from May to July's average.

WPD officers conducted 71 more traffic stops in August than in the month of July, with a total of 271 stops.

Traffic Enforcement Trend

June to August



The trend of count of Traffic for Date (MY). The view is filtered on Date (MY), which keeps June 2025, July 2025 and August 2025.

WPD Statistics can be found at <https://www.winchesterpolice.org/reports>

Crime maps are available at <https://www.winchesterpolice.org/reports/crime-map>

Created by: Crime Analyst Tara Taylor

Previous reports may reflect different numbers due to delayed reporting or reclassification of crimes

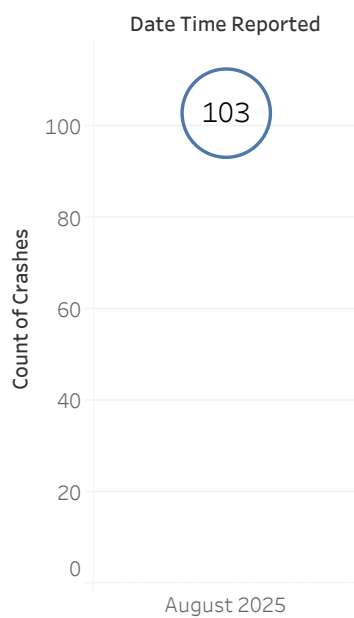


Winchester Police Department

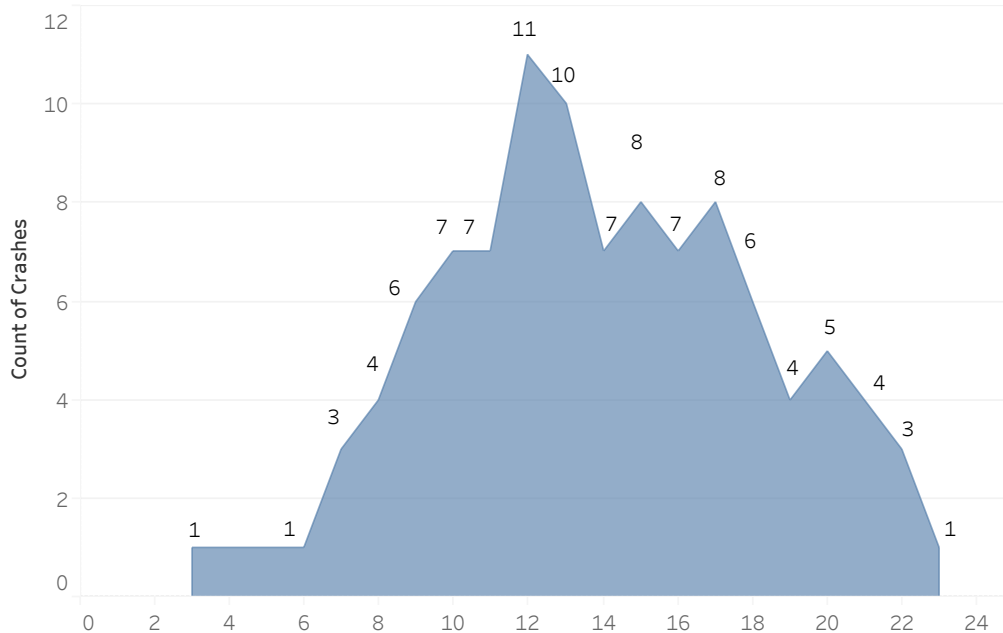
August Vehicle Crash Analysis

OFFICE OF CHIEF RONNIE E. LEWIS

Crash Count



Crashes by Time

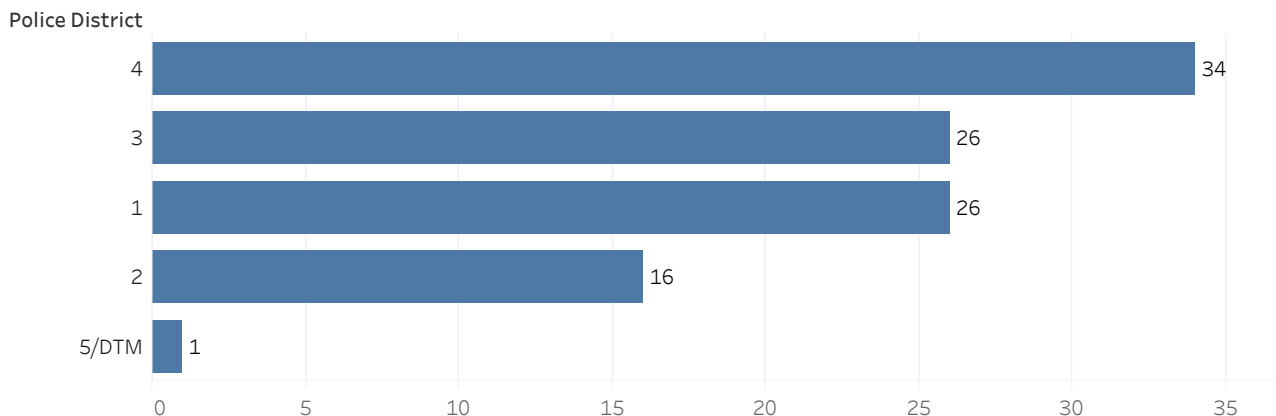


There were 103 total vehicle crashes in the month of August, which is 7 more than July. 43 accident reports were completed in TREDs.

The highest crash hour in August was 12 pm.

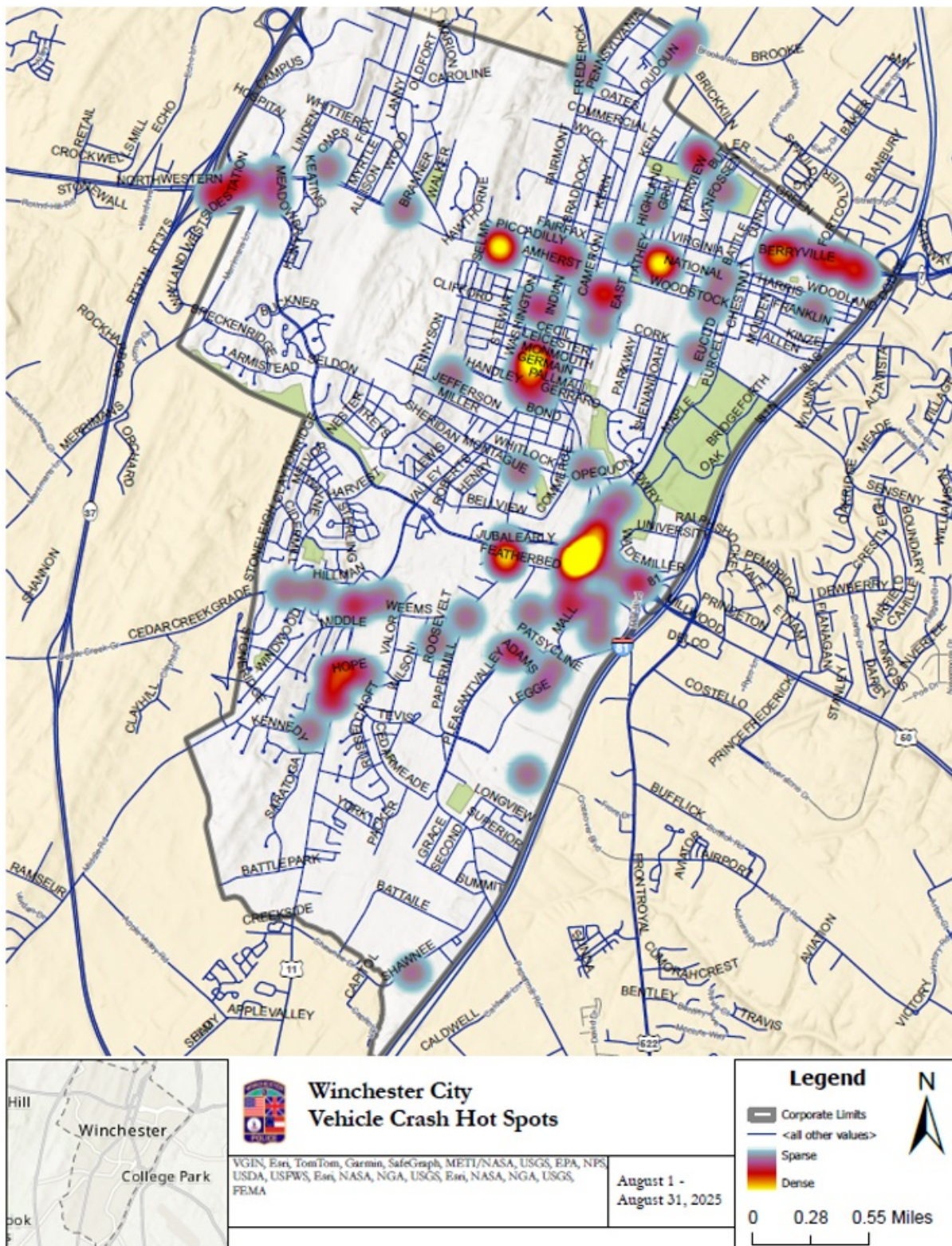
Sector 4 remains the sector with the highest number of crashes for three months in a row, with 34 for the month of August. The second highest was Sector 3, then 1, 2, and 5.

Crashes by Sector



Winchester Police Department August Vehicle Crash Heat Map

OFFICE OF CHIEF RONNIE E. LEWIS



Created by: Crime Analyst Tara Taylor

Winchester Police Department

August Traffic Enforcement Analysis

OFFICE OF CHIEF RONNIE E. LEWIS

Traffic Stop Count Total DUIs



Traffic Enforcement Outcomes

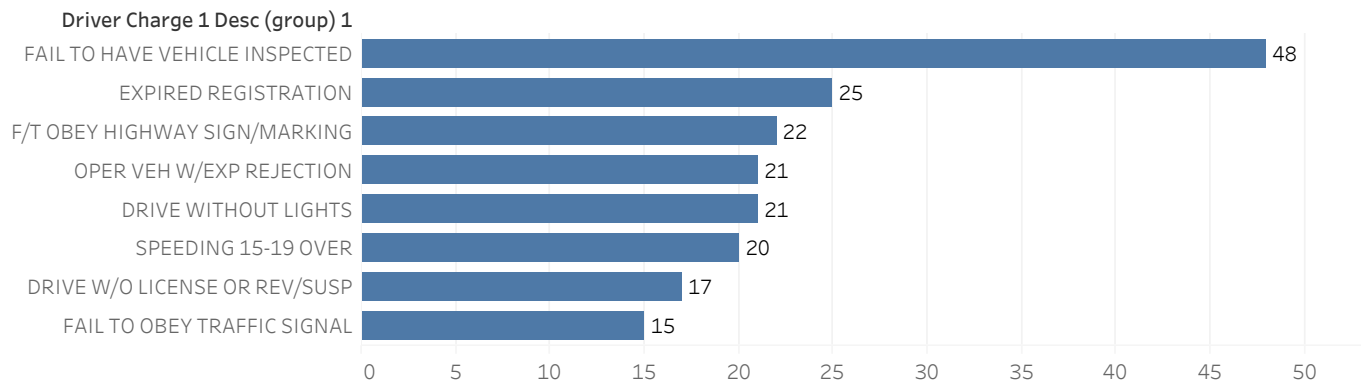
Stop Result Desc	
CITATION/SUMMONS ISSUED	144
WARNING ISSUED	107
NO ENFORCEMENT TAKEN	19
ARREST	1

In the month of August, there were 271 total traffic stops, resulting in 144 Citations, 107 Warnings, 19 with No Enforcement, and 1 Arrest. There were also 5 DUI Arrests made.

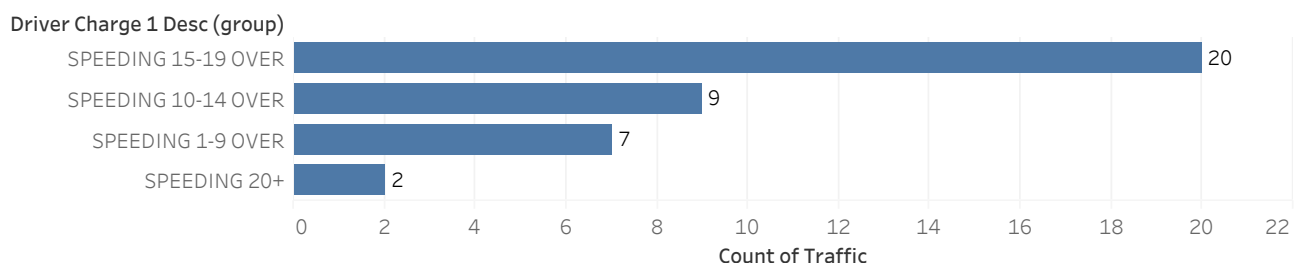
Note: DUI Arrests are not always a result of a Traffic Stop and are sometimes a result of a Traffic Crash.

The top reasons for Traffic Stops were Failure to Have Vehicle Inspected, Expired Registration, Failure to Obey Highway Sign/Marking, Operating Veh w/ Exp Rejection, Driving w/out Lights, and Speeding 15-19 Over.

Top Reasons for Traffic Stops

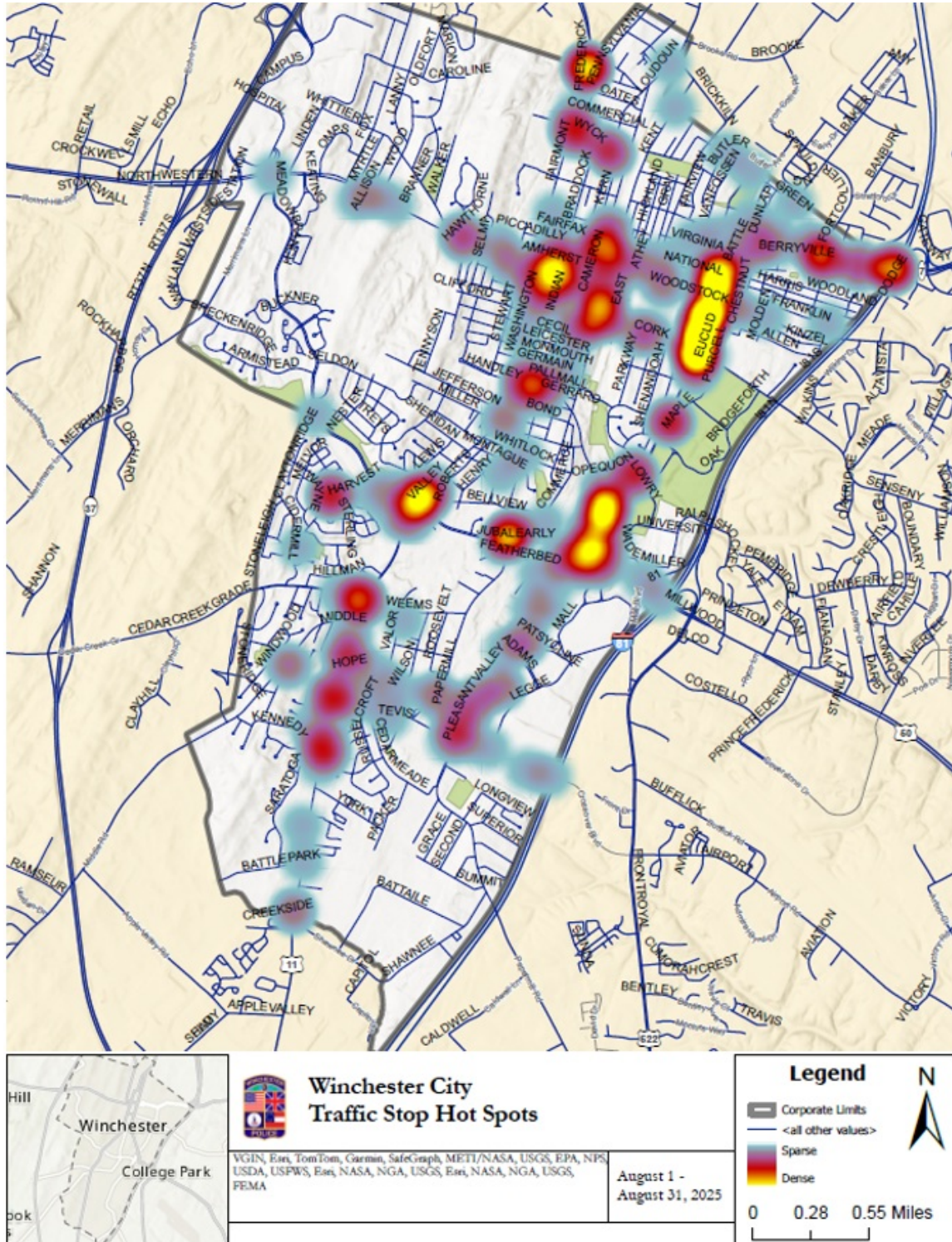


Speeding



Winchester Police Department August Traffic Enforcement Heat Map

OFFICE OF CHIEF RONNIE E. LEWIS



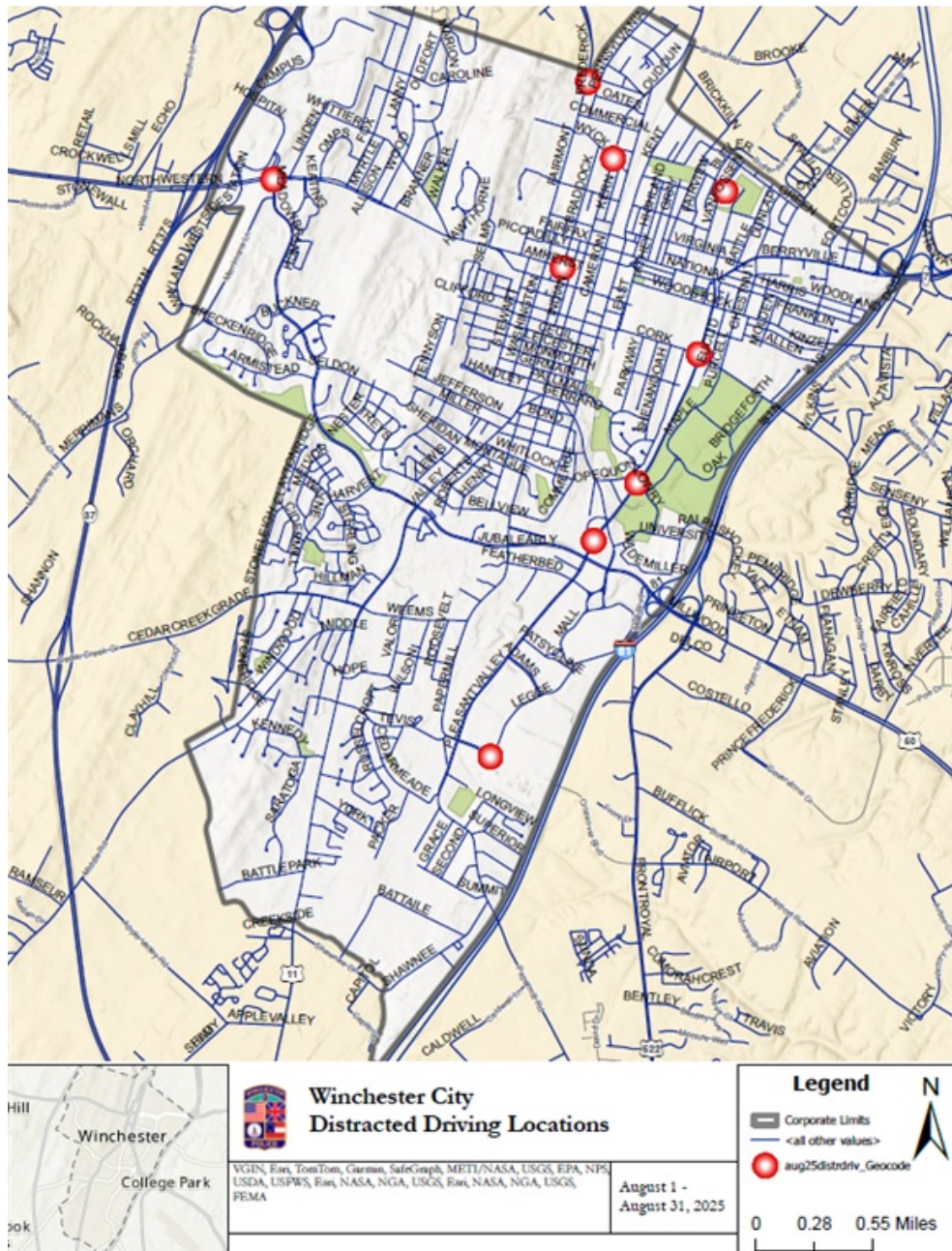
Created by: Crime Analyst Tara Taylor

Winchester Police Department August Distracted Driving Point Map

OFFICE OF CHIEF RONNIE E. LEWIS

Distracted Driving by Code

Local Charge Section Code	Charge Section Code	Citation Type Desc		
14-35	DISTRACTED DRIVING	CITATION	■	4
46.2-818.2	HOLD PHONE WHILE OPR	CITATION	■	3
	VEH 1ST	WARNING	■	2
Grand Total			■	9



In August, there were 7 Citations and 2 Warnings written for distracted driving, making a total of 9.

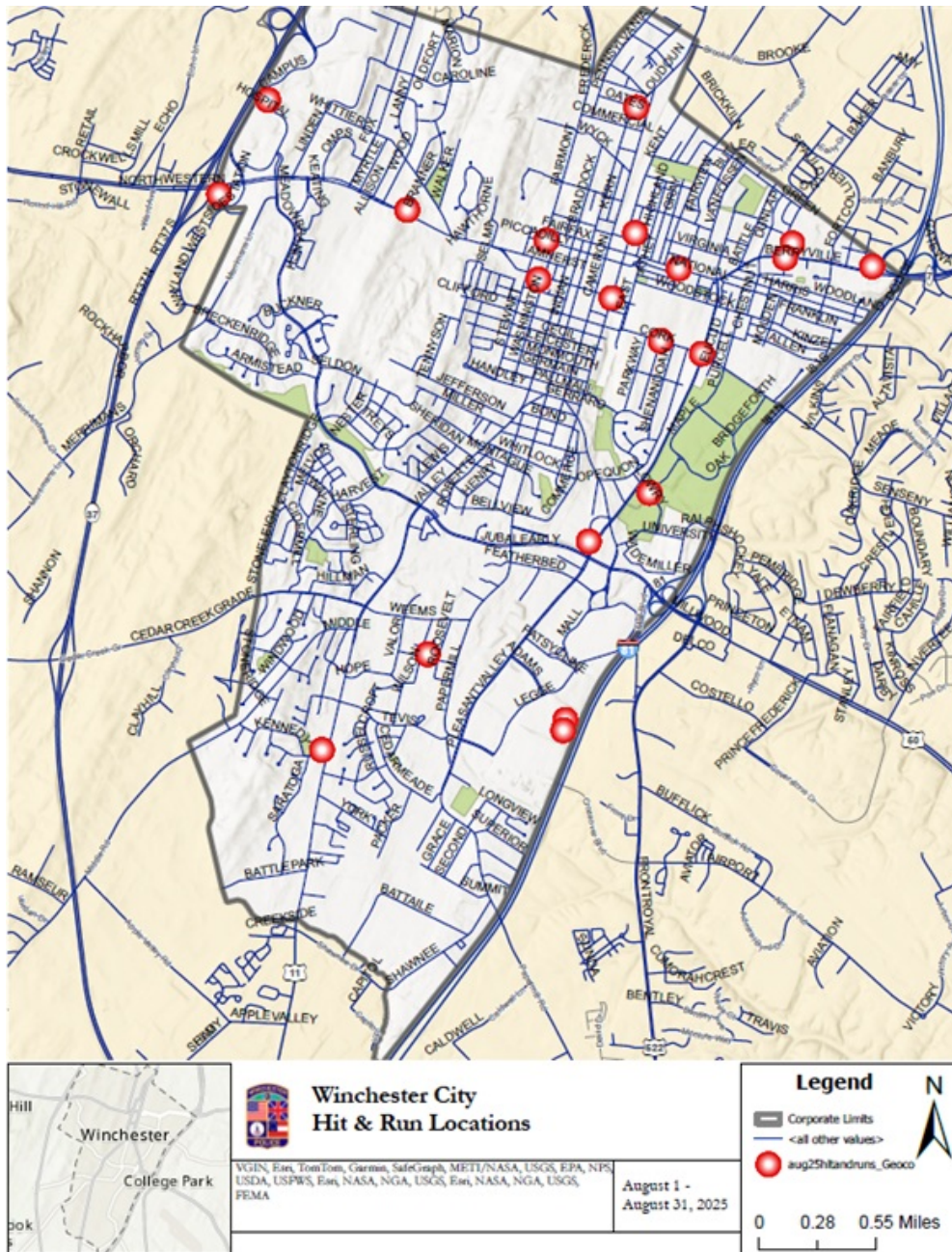
4 were under the Local Charge Section Code 14-35 and 5 were under the State Charge Section Code 46.2-818.2.

Winchester Police Department

August Hit & Run

Statistics and Point Map

OFFICE OF CHIEF RONNIE E. LEWIS



Hit & Run Totals & Dispositions

Status	Date Reported
	August 2025
AA (Adult Arrest)	1
AC (Active)	12
IN (Inactive)	7
Grand Total	20

There were a total of 16 Hit & Runs in the month of July, which is 11 less than last month. 7 cases are inactive and 9 of them remain active.

Created by: Crime Analyst Tara Taylor